

Michigan Department of Treasury
Revenue Sharing and Grants Division
PO Box 30722
Lansing MI 48909

RE: Compliance Form 4886 for Charter Township of Oxford, MI Transparency & Accountability

The Charter Township of Oxford is pleased to submit form 4886 with the required documents in compliance with the State of Michigan's Transparency and Accountability Initiative.

The Charter Township of Oxford has chosen to use a web-service for this requirement, and has partnered with Munetrix to showcase our data.

Included with this letter are the required documents for Charter Township of Oxford:

- Citizen's Guide to Finances including our Pension and OPEB status
- Performance Dashboard
- Debt Service Report
- Projected Budget Report

We have made the data available to the public via a link on our website; as well we will make available limited quantities of paper copies in our municipality lobby and notify residents in our periodic mailings. You will find the confirmation of our website link and various supporting transparency documentation included with this letter.

We look forward to receiving these important funds from the State of Michigan and trust you will contact us if there are any questions or concerns.

Sincerely,



Joseph Ferrari
Treasurer


City, Village, and Township Revenue Sharing and County Incentive Program Certification

Issued under authority of 2022 Public Act 166. Filing is mandatory to qualify for payments.

Each city/village/township/county applying for City, Village, and Township Revenue Sharing or County Incentive Program payments must:

1. Certify to the Michigan Department of Treasury (Treasury) that the local unit listed below has produced and made available to the public a Citizen's Guide, a Performance Dashboard, a Debt Service Report, and a Projected Budget Report as required by 2022 Public Act 166. The local unit must include in any mailing of general information to its citizens, the Internet website address or the physical location where all the documents are available for public viewing in the clerk's office.
2. Submit to Treasury a Citizen's Guide, a Performance Dashboard, a Debt Service Report, and a Projected Budget Report.

This certification, along with a Citizen's Guide, a Performance Dashboard, a Debt Service Report, and a Projected Budget Report, **must be received by December 1, 2022**, (or the first day of a payment month) in order to qualify for that month's payment. Postmark dates will not be considered. For questions, call 517-335-7484.

PART 1: LOCAL UNIT INFORMATION			
Local Unit Name Charter Township of Oxford		Local Unit County Name Oakland County	
Local Unit Code 63 1160		Contact E-Mail Address jferrari@oxfordtownship.org	
Contact Name Joseph Ferrari	Contact Title Treasurer	Contact Telephone Number 248-628-9787	Extension
Website Address, if reports are available online http://munetrix.com/sections/data/municipal.php?MuniID=1593&Type=Township		Current Fiscal Year End Date 12/31/2021	
PART 2: CITIZEN'S GUIDE			
Check any of the following that apply:			
<input type="checkbox"/> The local unit has elected to use Treasury's online Citizen's Guide to comply with the legislative requirements. Therefore, a copy of the Citizen's Guide will not be submitted to Treasury.			
<input type="checkbox"/> The local unit does not have any unfunded liabilities (pensions or other postemployment benefits (OPEB)).			
PART 3: CERTIFICATION			
<i>In accordance with 2022 Public Act 166, the undersigned hereby certifies to Treasury that the above mentioned local unit 1) has produced a Citizen's Guide, a Performance Dashboard, a Debt Service Report, and a Projected Budget Report and 2) will include in any mailing of general information to our citizens, the Internet website address or the physical location where all the documents are available for public viewing in the clerk's office. The Citizen's Guide, Performance Dashboard, Debt Service Report, and Projected Budget Report are attached to this signed certification, unless otherwise noted in Part 2.</i>			
Chief Administrative Officer Signature (as defined in MCL 141.422b) 		Printed Name of Chief Administrative Officer (as defined in MCL 141.422b) Joseph Ferrari	
Title Treasurer		Date October 12, 2022	

Completed and signed form (including required attachments) should be e-mailed to: TreasRevenueSharing@michigan.gov.
If you are unable to submit via e-mail, fax to 517-335-3298 or mail the completed form and required attachments to:

Michigan Department of Treasury
Revenue Sharing and Grants Division
PO Box 30722
Lansing MI 48909

TREASURY USE ONLY		
CVTRS/CIP Eligible Y N	Certification Received	Citizen's Guide Received
Performance Dashboard Received	Debt Service Report Received	Projected Budget Report Received
Final Certification	CVTRS/CIP Notes	

General Info

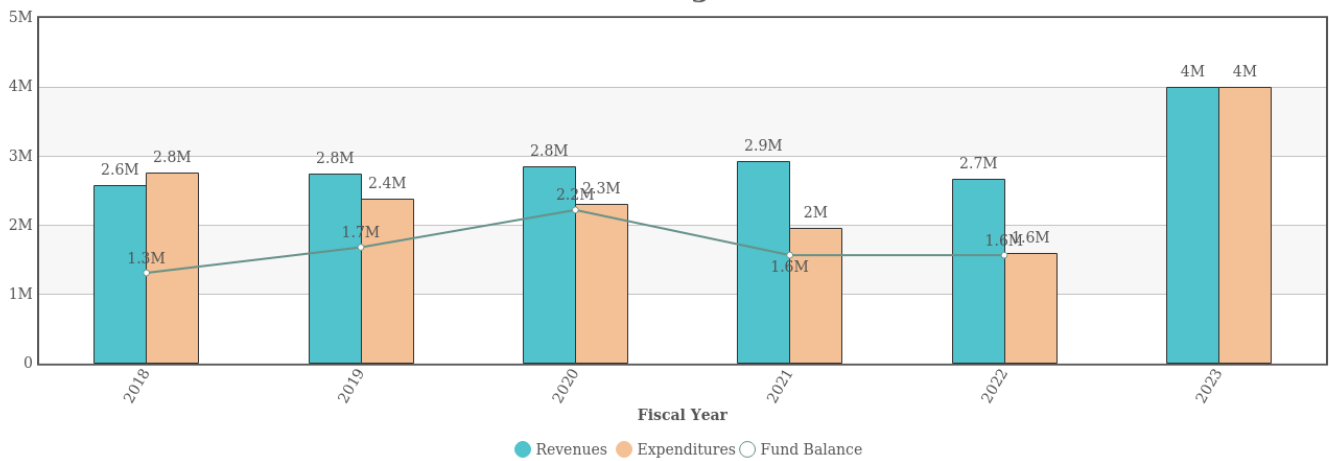
Name	Type	Fiscal Year End	Population (2010)	Phone	Website
Oxford Township	Township	December	20533	(248) 628-9787	http://www.oxfordtownship.org/

Multi-Year General Fund Only

Year	Data Status	Fiscal Score	Population	General Fund Revenues	General Fund Expenditures	*Available Fund Balance	Taxable Value
2023	Forecast		21352	\$4,008,918	\$4,008,918	\$0	\$1,042,531,000
2022	Budget	0	21352	\$2,680,191	\$1,594,729	\$1,567,116	\$984,799,870
2021	Historic	0	22558	\$2,929,362	\$1,963,971	\$1,567,116	\$950,360,190
2020	Historic	1	22558	\$2,848,424	\$2,307,929	\$2,221,672	\$909,728,410
2019	Historic	0	22316	\$2,750,946	\$2,380,956	\$1,681,177	\$910,057,729
2018	Historic	0	22028	\$2,583,463	\$2,770,125	\$1,311,187	\$862,462,249

*Available Fund Balance includes Committed, Assigned, and Unassigned Funds. It excludes Nonspendable and Restricted Funds.

How We Have Managed Our Resources



Fiscal Year Assumptions Notes

2022 Notes: General Fund

Revenues

- Taxable Value increase of 3.0% assumed for FY2023
- All other revenues expected to remain flat for the year.

Expenditures

- No expected increase in personnel or health care expenses
- All other expenditures to be contained through efficiency measures

In light of COVID-19, Oxford Township will be doing its best to weather the effects of the pandemic by continuously monitoring its revenues and expenditures.

Other Goals:

- Complete Safety Path System Repairs
- Allocate American Rescue Act fundings
- Continue to stay on top of MERS funding

Financial Statement

Including General Fund only

Balance Sheet

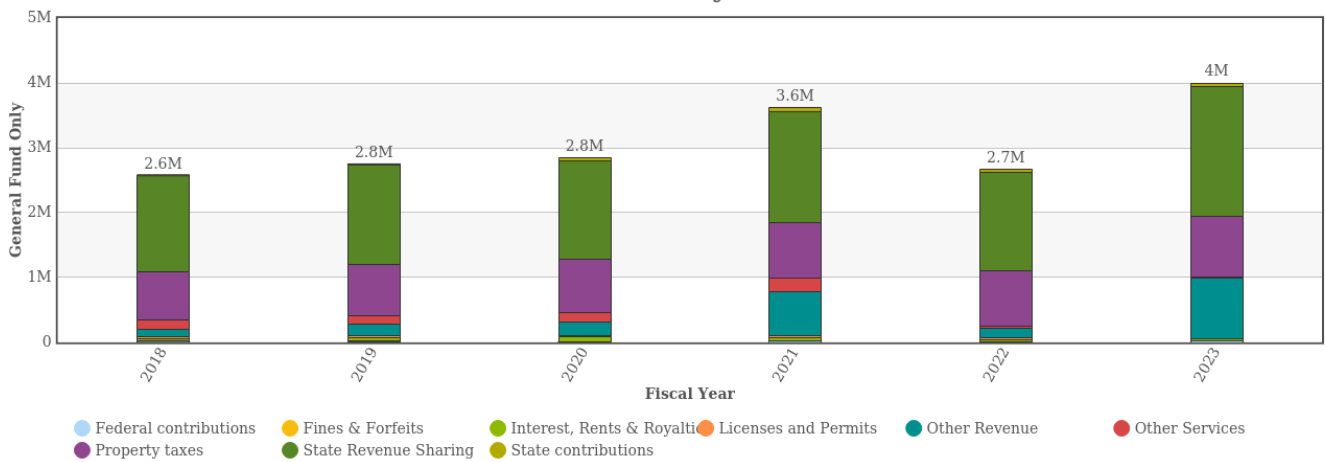
Category Name	2021	2020	2019	2018
Fund Equity	\$3,443,804	\$2,221,672	\$1,681,177	\$1,311,187
Total Assets	\$5,454,061	\$3,177,981	\$2,526,751	\$2,181,416
Total Liabilities	\$2,010,257	\$956,309	\$845,574	\$870,229

*Fund Equity includes all five fund types: Committed, Assigned, Unassigned, Nonspendable and Restricted Funds.

Revenues

Category Name	2023	2022	2021	2020	2019	2018
Federal contributions	\$20,000	\$4,588	\$32,008	\$14,319	\$20,212	\$26,313
Fines & Forfeits	\$5,000	\$6,234				
Interest, Rents & Royalties	\$28,000	\$25,515	\$48,527	\$77,833	\$59,891	\$36,098
Licenses and Permits	\$1,300	\$35,254	\$25,553	\$21,981	\$25,887	\$33,416
Other Revenue	\$935,618	\$145,340	\$678,367	\$202,057	\$173,486	\$111,484
Other Services	\$19,200	\$29,745	\$217,809	\$141,591	\$141,141	\$144,223
Property taxes	\$939,800	\$866,499	\$856,746	\$824,207	\$787,057	\$747,064
State Revenue Sharing	\$2,010,000	\$1,512,864	\$1,711,709	\$1,524,743	\$1,543,272	\$1,484,865
State contributions	\$50,000	\$54,152	\$56,533	\$41,693		
Total	\$4,008,918	\$2,680,191	\$3,627,252	\$2,848,424	\$2,750,946	\$2,583,463

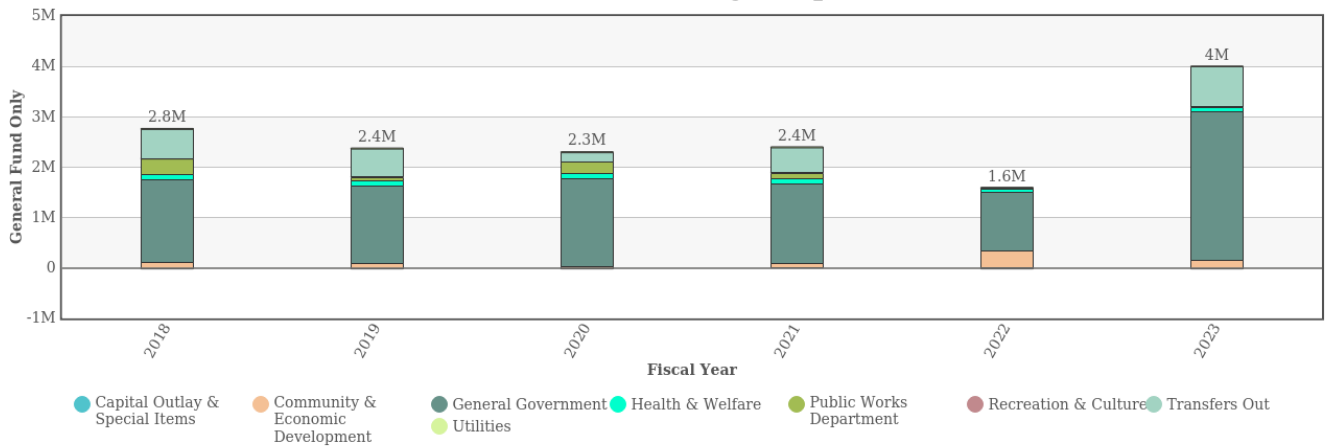
Where The Money Comes From



Expenses

Category Name	2023	2022	2021	2020	2019	2018
Capital Outlay & Special Items			\$4,557			
Community & Economic Development	\$165,162	\$342,335	\$82,124	\$43,224	\$100,199	\$109,390
General Government	\$2,951,606	\$1,158,509	\$1,593,663	\$1,747,201	\$1,540,630	\$1,649,386
Health & Welfare	\$80,500	\$65,622	\$107,314	\$95,162	\$97,706	\$104,135
Public Works Department	\$13,000	\$9,168	\$105,812	\$218,717	\$69,499	\$320,114
Recreation & Culture	\$1,650	\$-1,650	\$12,650	\$11,525	\$10,822	
Transfers Out	\$787,000	\$14,055	\$499,000	\$192,100	\$562,100	\$587,100
Utilities	\$10,000	\$6,690				
Total	\$4,008,918	\$1,594,729	\$2,405,120	\$2,307,929	\$2,380,956	\$2,770,125

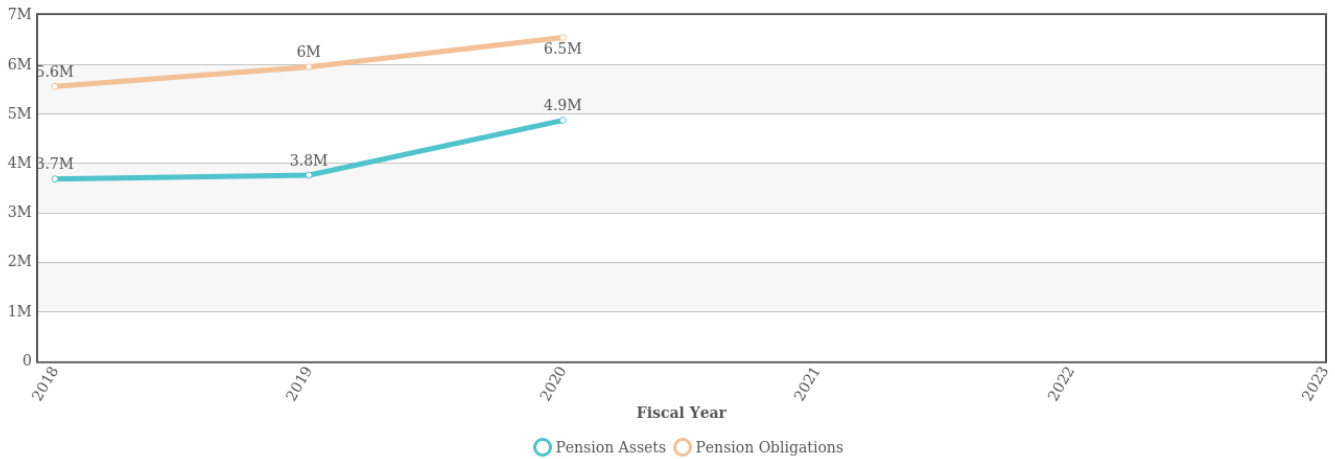
How The Money Is Spent



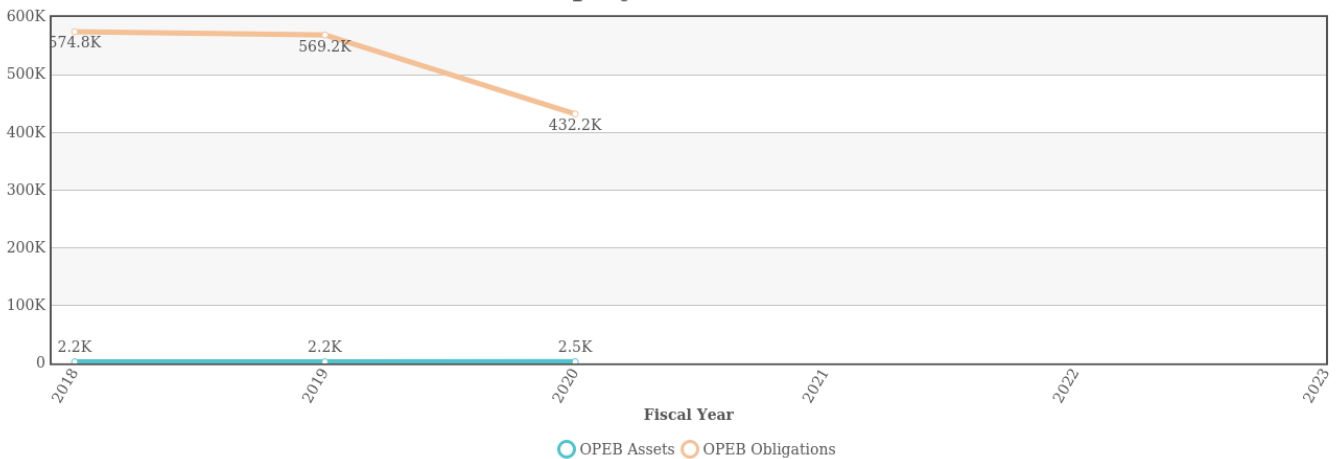
Supplementary Information (Pension / OPEB)

Category Name	2023	2022	2021	2020	2019	2018
Pensions Actuarial Liability	N/A	N/A	N/A	\$6,549,178.00	\$5,953,104.00	\$5,558,820.00
Pension Fund Assets	N/A	N/A	N/A	\$4,872,504.00	\$3,762,701.00	\$3,685,971.00
OPEB Actuarial Liability	N/A	N/A	N/A	\$432,196.00	\$569,240.00	\$574,829.00
OPEB Fund Assets	N/A	N/A	N/A	\$2,456.00	\$2,226.00	\$2,226.00

Pension Fund Status



Other Post-Employment Benefit Fund Status



OPEB Notes:

Oxford Township is on a "Pay as you go" with regards to OPEB Obligations. Oxford Township allocated a one time supplemental payment to MERS (OPEB obligation) of \$500,000.00 in FY 2019.

Fund Equity Detail

Category Name	2021	2020	2019	2018
Unassigned	\$3,443,804.00	\$2,221,672.00	\$1,681,177.00	\$1,311,187.00

Dashboard for Oxford Township

Fiscal Stability	2020	2021	Progress
Fiscal Wellness Indicator Score	1	0	↑
Annual General Fund expenditures per capita	\$102	\$87	↑
Fund balance as % of General Fund Revenues	78.0%	53.5%	↓
Other Post Employment Benefits % Funded	0.6%	-	↓
Pension % Funded	74.4%	-	↓
Debt burden per capita	\$58.1	\$49.2	↑
Operating Millage	-	8.19	↓
Economy & Financial Health			
Economy & Financial Health	2020	2021	Progress
Population	22,558	22,558	↔
Taxable Value (100k)	\$909,728	\$950,360	↑
Public Safety			
Public Safety	2019	2020	Progress
Crimes against persons per thousand residents	3.2	3.7	↓
Crimes against property per thousand residents	5.8	5.1	↑
Crimes against society per thousand residents	2.1	2.4	↓
Other crimes per thousand residents	2.5	1.3	↑
Traffic crashes property	304	312	↓
Traffic crashes injuries	59	37	↑
Traffic crashes fatalities	3	3	↔

OPEB Notes:

Oxford Township is on a "Pay as you go" with regards to OPEB Obligations. Oxford Township allocated a one time supplemental payment to MERS (OPEB obligation) of \$500,000.00 in FY 2019.

Charter Township of Oxford

Local Code: 63-1160

Debt Service Summary Report

Bonds & contracts payable	Fiscal Years			
Name	2022	2023	2024	2025
2014 Refunding Bonds	683,500	683,650	683,350	682,600
2016 Unlimited Tax Obligations Bond:2016	231,306	231,801	232,190	237,420
Oakland - Macomb Drainage District:2010	40,029	40,076	40,102	40,106
Oakland-Macomb Interceptor Drain Drainage District:2010B	13,291	13,321	13,317	13,275
Oakland-Macomb Interceptor Drainage District:2013A	101,174	101,133	101,189	101,085
Subtotal for Bonds & contracts payable	1,069,300	1,069,982	1,070,148	1,074,486
Total Principal & Interest	1,069,300	1,069,982	1,070,148	1,074,486

Oxford Township

Complete Debt Report for

Oakland-Macomb Interceptor Drain Drainage District: 2010B

Issuance Information

Debt Type: Bonds & contracts payable

Activity Type: Business-type/Enterprise

Repayment Source: General Obligation

Issuance Date: 2010-05-01

Issuance Amount: \$162,033

Interest Rate: 1.15-5.90

Maturing Through: 2030

Principal Maturity Range: \$4,594 - \$12,575

Purpose: Drainage District

Fund Number:

Comments:

Payment Schedule

Date Due	Interest Rate	Principal	Interest	Payment	Balance
2022-04-01	5.25	8,222.56	2,642.04	10,864.60	\$84,281.24
2022-10-01		0.00	2,426.20	2,426.20	\$84,281.24
2023-04-01	5.45	8,706.24	2,426.20	11,132.44	\$75,575.00
2023-10-01		0.00	2,188.95	2,188.95	\$75,575.00
2024-04-01	5.45	9,189.92	2,188.95	11,378.87	\$66,385.08
2024-10-01		0.00	1,938.53	1,938.53	\$66,385.08
2025-04-01	5.70	9,673.60	1,938.53	11,612.13	\$56,711.48
2025-10-01		0.00	1,662.83	1,662.83	\$56,711.48
2026-04-01	5.70	10,157.28	1,662.83	11,820.11	\$46,554.20
2026-10-01		0.00	1,373.35	1,373.35	\$46,554.20
2027-04-01	5.90	10,761.88	1,373.35	12,135.23	\$35,792.32
2027-10-01		0.00	1,055.87	1,055.87	\$35,792.32
2028-04-01	5.90	11,245.56	1,055.87	12,301.43	\$24,546.76
2028-10-01	5.90	0.00	724.13	724.13	\$24,546.76
2029-04-01	5.90	11,971.08	724.13	12,695.21	\$12,575.68
2029-10-01		0.00	370.98	370.98	\$12,575.68
2030-04-01	5.90	12,575.68	370.98	12,946.66	
Total		\$92,503.80	\$26,123.72	\$118,627.52	

Oxford Township

Complete Debt Report for

Oakland - Macomb Drainage District: 2010

Issuance Information

Debt Type: Bonds & contracts payable

Activity Type: Business-type/Enterprise

Repayment Source: General Obligation

Issuance Date: 2010-05-01

Issuance Amount: \$630,622

Interest Rate:

Maturing Through: 2031

Principal Maturity Range: \$24,570 - \$39,540

Purpose: Drain Bonds

Fund Number:

Comments:

Payment Schedule

Date Due	Interest Rate	Principal	Interest	Payment	Balance
2022-04-01	2.50	31,560.12	4,431.72	35,991.84	\$322,977.32
2022-10-01	2.50	0.00	4,037.22	4,037.22	\$322,977.32
2023-04-01	2.50	32,406.56	4,037.22	36,443.78	\$290,570.76
2023-10-01	2.50	0.00	3,632.13	3,632.13	\$290,570.76
2024-04-01	2.50	33,253.00	3,632.13	36,885.13	\$257,317.76
2024-10-01	2.50	0.00	3,216.47	3,216.47	\$257,317.76
2025-04-01	2.50	34,099.44	3,216.47	37,315.91	\$223,218.32
2025-10-01	2.50	0.00	2,790.23	2,790.23	\$223,218.32
2026-04-01	2.50	34,945.88	2,790.23	37,736.11	\$188,272.44
2026-10-01	2.50	0.00	2,353.41	2,353.41	\$188,272.44
2027-04-01	2.50	35,792.32	2,353.41	38,145.73	\$152,480.12
2027-10-01	2.50	0.00	1,906.00	1,906.00	\$152,480.12
2028-04-01	2.50	36,759.68	1,906.00	38,665.68	\$115,720.44
2028-10-01	2.50	0.00	1,446.51	1,446.51	\$115,720.44
2029-04-01	2.50	37,606.12	1,446.51	39,052.63	\$78,114.32
2029-10-01	2.50	0.00	976.43	976.43	\$78,114.32
2030-04-01	2.50	38,573.48	976.43	39,549.91	\$39,540.84
2030-10-01	2.50	0.00	494.26	494.26	\$39,540.84
2031-04-01	2.50	39,540.84	494.26	40,035.10	
Total		\$354,537.44	\$46,137.04	\$400,674.48	

Oxford Township

Complete Debt Report for

Oakland-Macomb Interceptor Drainage District: 2013A

Issuance Information

Debt Type: Bonds & contracts payable

Activity Type: Business-type/Enterprise

Repayment Source: General Obligation

Issuance Date: 2013-10-01

Issuance Amount: \$1,654,151

Interest Rate: 2

Maturing Through: 2034

Principal Maturity Range: \$68,055 - \$99,162

Purpose: Sewer Bonds

Fund Number:

Comments:

Payment Schedule

Date Due	Interest Rate	Principal	Interest	Payment	Balance
2022-04-01	2	0.00	11,480.53	11,480.53	\$1,148,053.25
2022-10-01	2	78,212.87	11,480.53	89,693.40	\$1,069,840.38
2023-04-01	2	0.00	10,698.40	10,698.40	\$1,069,840.38
2023-10-01	2	79,736.50	10,698.40	90,434.90	\$990,103.88
2024-04-01	2	0.00	9,901.04	9,901.04	\$990,103.88
2024-10-01	2	81,387.10	9,901.04	91,288.14	\$908,716.78
2025-04-01	2	0.00	9,087.17	9,087.17	\$908,716.78
2025-10-01	2	82,910.72	9,087.17	91,997.89	\$825,806.06
2026-04-01	2	0.00	8,258.06	8,258.06	\$825,806.06
2026-10-01	2	84,688.29	8,258.06	92,946.35	\$741,117.77
2027-04-01	2	0.00	7,411.18	7,411.18	\$741,117.77
2027-10-01	2	86,338.89	7,411.18	93,750.07	\$654,778.88
2028-04-01	2	0.00	6,547.79	6,547.79	\$654,778.88
2028-10-01	2	88,116.45	6,547.79	94,664.24	\$566,662.43
2029-04-01	2	0.00	5,666.62	5,666.62	\$566,662.43
2029-10-01	2	89,767.05	5,666.62	95,433.67	\$476,895.38
2030-04-01	2	0.00	4,768.95	4,768.95	\$476,895.38
2030-10-01	2	91,671.58	4,768.95	96,440.53	\$385,223.80
2031-04-01	2	0.00	3,852.24	3,852.24	\$385,223.80
2031-10-01	2	93,449.15	3,852.24	97,301.39	\$291,774.65
2032-04-01	2	0.00	2,917.75	2,917.75	\$291,774.65
2032-10-01	2	95,353.68	2,917.75	98,271.43	\$196,420.97
2033-04-01	2	0.00	1,964.21	1,964.21	\$196,420.97

Date Due	Interest Rate	Principal	Interest	Payment	Balance
2033-10-01	2	97,258.22	1,964.21	99,222.43	\$99,162.75
2034-04-01	2	0.00	991.63	991.63	\$99,162.75
2034-10-01	2	99,162.75	991.63	100,154.38	
Total		\$1,148,053.25	\$167,091.14	\$1,315,144.39	

Oxford Township

Complete Debt Report for 2014 Refunding Bonds

Issuance Information

Debt Type:	Bonds & contracts payable
Activity Type:	Business-type/Enterprise
Repayment Source:	General Obligation
Issuance Date:	2014-11-26
Issuance Amount:	\$7,755,000
Interest Rate:	2-4%
Maturing Through:	2030
Principal Maturity Range:	\$70,000 - \$650,000
Purpose:	Refund Series 2005 Water Supply System Bonds
Fund Number:	
Comments:	Issued for the purpose of refunding all or a portion of the Township's contractual obligations under a certain Water Supply System Contract dated March 1, 2005 between the Township and the County of Oakland.

Payment Schedule

Date Due	Interest Rate	Principal	Interest	Payment	Balance
2022-04-01		0.00	94,250.00	94,250.00	\$5,095,000.00
2022-10-01	3.00	495,000.00	94,250.00	589,250.00	\$4,600,000.00
2023-04-01		0.00	86,825.00	86,825.00	\$4,600,000.00
2023-10-01	3.00	510,000.00	86,825.00	596,825.00	\$4,090,000.00
2024-04-01		0.00	79,175.00	79,175.00	\$4,090,000.00
2024-10-01	3.0	525,000.00	79,175.00	604,175.00	\$3,565,000.00
2025-04-01		0.00	71,300.00	71,300.00	\$3,565,000.00
2025-10-01	4	540,000.00	71,300.00	611,300.00	\$3,025,000.00
2026-04-01		0.00	60,500.00	60,500.00	\$3,025,000.00
2026-10-01	4	560,000.00	60,500.00	620,500.00	\$2,465,000.00
2027-04-01		0.00	49,300.00	49,300.00	\$2,465,000.00
2027-10-01	4	580,000.00	49,300.00	629,300.00	\$1,885,000.00
2028-04-01		0.00	37,700.00	37,700.00	\$1,885,000.00
2028-10-01	4	605,000.00	37,700.00	642,700.00	\$1,280,000.00
2029-04-01		0.00	25,600.00	25,600.00	\$1,280,000.00
2029-10-01	4	630,000.00	25,600.00	655,600.00	\$650,000.00
2030-04-01		0.00	13,000.00	13,000.00	\$650,000.00
2030-10-01	4	650,000.00	13,000.00	663,000.00	
Total		\$5,095,000.00	\$1,035,300.00	\$6,130,300.00	

Oxford Township

Complete Debt Report for

2016 Unlimited Tax Obligations Bond: 2016

Issuance Information

Debt Type: Bonds & contracts payable

Activity Type: Government

Repayment Source: General Obligation

Issuance Date: 2016-11-23

Issuance Amount: \$2,000,000

Interest Rate:

Maturing Through: 2026

Principal Maturity Range: \$150,000 - \$235,000

Purpose: Parks Bond Debt

Fund Number:

Comments:

Payment Schedule

Date Due	Interest Rate	Principal	Interest	Payment	Balance
2022-05-01	2.12	210,000.00	11,766.00	221,766.00	\$900,000.00
2022-11-01	2.12	0.00	9,540.00	9,540.00	\$900,000.00
2023-05-01	2.12	215,000.00	9,540.00	224,540.00	\$685,000.00
2023-11-01	2.12	0.00	7,261.00	7,261.00	\$685,000.00
2024-05-01	2.12	220,000.00	7,261.00	227,261.00	\$465,000.00
2024-11-01	2.12	0.00	4,929.00	4,929.00	\$465,000.00
2025-05-01	2.12	230,000.00	4,929.00	234,929.00	\$235,000.00
2025-11-01	2.12	0.00	2,491.00	2,491.00	\$235,000.00
2026-05-01	2.12	235,000.00	2,491.00	237,491.00	
Total		\$1,110,000.00	\$60,208.00	\$1,170,208.00	